

Striker

Luka Lukic

Serbia · California · 25 yrs · 188cm

SHORTLISTR COLLEGE IMPACT

97.7

ATTACKING	94
DEFENSIVE	80
PROGRESSION	69

vs Shortlistr Hybrid™ strikers (93 players)

CONFERENCE
NCAA D1 Atlantic Coast
2025 Fall
1,277 min

OVERALL	ATTACKING	DEFENSIVE	PROGRESSION
98	94	80	69
Score · 0–100	Score · 0–100	Score · 0–100	Score · 0–100
11th of 514 strikers	11th of 514 strikers	9th of 514 strikers	45th of 514 strikers

WEAK AVG ELITE

All stats are per 90 minutes unless shown as a % or ratio. The right-hand value is the player's actual rate (e.g. 76.4% pass accuracy = completed 76.4% of attempted passes); the colored bar is their **percentile rank** vs same-position peers in this season.

FINISHING & THREAT

Total Goals	0.49
Non-Penalty Goals	0.35
Non-Penalty xG	0.56
xG Per Shot	0.20
Shots on Target	1.27
Touches in Box	4.93

CREATION

Expected Assists	0.07
Key Passes	0.28
Line-Breaking Passes ⚠	0.07
Through Balls ⚠	0.14
Passes into Pen Area	0.70
Deep Completions	0.85

IN-POSSESSION

Pass Accuracy	70.2%
Long Pass Accuracy	33.3%
Final 3rd Pass Accuracy	53.3%
Successful Dribbles	2.61
Dribble Success	59.7%
Vertical Pass Accuracy	56.8%

OUT-OF-POSSESSION

Aerial Challenges Won	50.0%
Defensive Duels Won	58.9%
Dribbled Past	—
Interceptions	1.55
Fouls	1.83

STYLE — STRIKER

Sorted by how distinctive the player is — standout tendencies sit at the top, traits where they sit near the league average drop to the bottom.

CAUGHT OFFSIDE 0.0%
DRIBBLE ATTEMPTS / TOUCH 47.4%
SPRINT BURSTS / TOUCH 2.6%
PROGRESSIVE CARRIES / TOUCH 16.7%
SHOTS / TOUCH 20.5%
KEY PASSES / TOUCH 2.6%
POSSESSION HUB 4.4%
VERTICAL PASS RATE 16.0%
LINK-UP PLAY 16.7%
AERIAL DUELS 17.1%
BOX PRESENCE 33.3%
HIGH PRESSING 17.1%
TEAM SHOOTER 14.4%
DEFENSIVE DUELS 4.6%

LESS MORE

BEST-FIT ARCHETYPES

Complete Forward 78

Balanced across all phases — mid-50s to mid-60s on every template. No single specialism, no single weakness.

WHAT THIS LOOKS LIKE

Brings team-mates into the game	97
Takes defenders on	92
Operates inside the box	90
Shoots more often when they get the ball	82
Carries the ball upfield	81
Engages in plenty of defensive battles	74

- Advanced Forward 60
- Target Man 56
- False 9 56
- Poacher 44

Not enough percentile data to surface strengths or limitations yet.

TEAM STRENGTH

64.8

SCHEDULE DIFFICULTY

D1 AVG = 50

59.1

Game by game

Impact each game added (+) or gave away (−) in attack, progression and defence. Overall is the three together. Under 20 minutes is not rated.

Date		Opponent	Result	Min	Attacking	Progression	Defensive	Overall
22 Aug	at	St. Mary's College of C...	W 3–2	128	+48	+3	+13	**+64**
25 Aug	at	UCLA Bruins	W 1–0	75	+2	+2	+2	**+6**
29 Aug	vs	San Francisco Dons	L 1–2	74	+32	0	+2	**+34**
1 Sept	vs	UC San Diego Tritons	D 1–1	87	+52	+2	+1	**+55**
7 Sept	at	Boston College Eagles	W 2–0	69	+35	+1	−2	**+34**
11 Sept	at	Harvard Crimson	L 1–3	72*	+52	+3	+6	**+61**
14 Sept	vs	Duke Blue Devils	D 1–1	92	+31	+3	−2	**+33**
20 Sept	at	Clemson Tigers	L 1–3	95	+25	+2	0	**+27**
24 Sept	at	UNC Asheville Bulldogs	W 1–0	72	+41	+1	+1	**+43**
28 Sept	vs	Syracuse Orange	L 0–2	94	+76	−4	−1	**+71**
4 Oct	at	SMU Mustangs	L 0–4	79	+34	+1	−1	**+34**
12 Oct	vs	Wake Forest Demon De...	L 1–2	27*	+24	+1	−3	**+22**
23 Oct	at	Radford Highlanders	W 6–1	65	+76	+3	+3	**+83**
26 Oct	at	Virginia Tech Hokies	L 2–3	48*	−16	+2	−2	**−16**
31 Oct	vs	Stanford Cardinal	W 1–0	46	−16	0	−1	**−17**
6 Nov	at	Duke Blue Devils	W 2–0	57	−18	+1	+1	**−16**
9 Nov	vs	Pittsburgh Panthers	W 1–0	38	−14	0	−1	**−15**
13 Nov	at	Virginia Cavaliers	L 1–2	59	−14	−1	−2	**−18**

* came off the bench

OVERALL IMPACT, GAME BY GAME

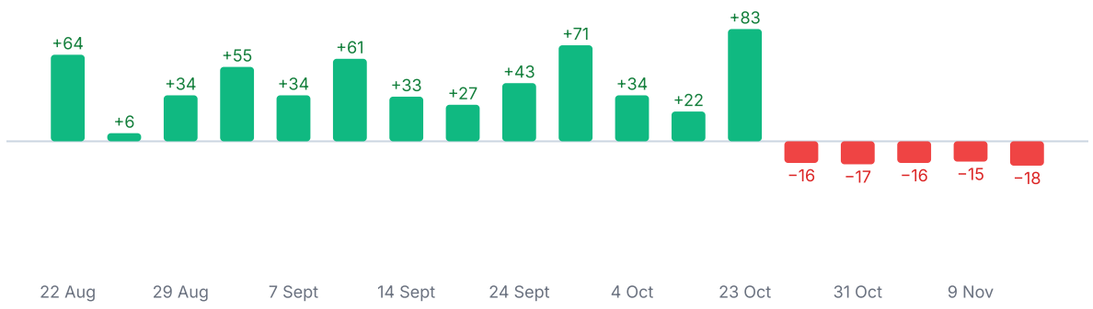

Positional radar

Percentile against same-position players in the league

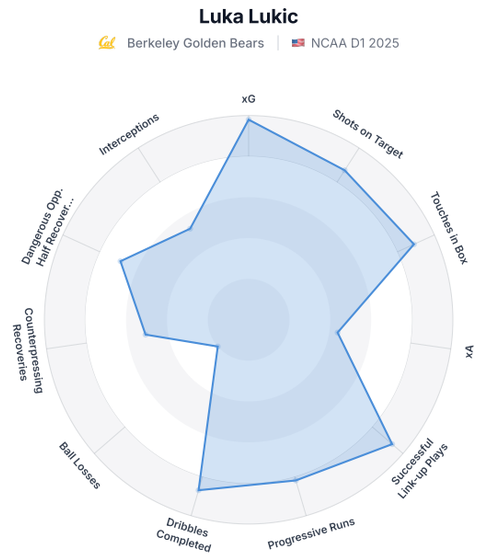

Similar style in the pros

Plays most like this — style, not level

MLS · 2026

Sergi Solans Ormo	87%
Kévin Ahoueke Denkey	84%
Kelvin Yeboah	83%
Simon Becher	80%

PREMIER LEAGUE · 2025/2026

Viktor Gyökeres	78%
Ollie Watkins	78%
Erling Braut Haaland	77%
Dominic Calvert-Lewin	72%

Impact vs team-mates · California

Overall Impact (0–100) for every rated player at the club this season

OVERALL	ATTACKING	DEFENSIVE	PROGRESSION
1st of 16	1st of 16	1st of 16	3rd of 16

Luka Lukic	ST	**98**
Noe Morales	LW	69
Alfredo Ortiz	LB	69
Kieran Bracken Serra	DM	64
Junhwan Park	RW	62
Callen Lewis	RW	61
Rohan Mceligot	AM	60
Cesar Armando Cordova	AM	59
D'Andre Pickett	CB	58
Beau Morrison	CB	58
Malcolm Zalayet	ST	55
Gaku Nishimura	DM	53
Cullen Wilkerson	DM	52
Isaiah Thomas	RB	50
Allan Juarez	AM	49
Sintayehu Clements	RB	44

Want a more thorough, detailed report?

Scholarships, National Letters of Intent and professional contracts can be worth thousands of dollars. The Player Showcase Report gives you, your family or your agent clear, independent evidence of how you play to take into those conversations.

- Your tendencies: what you do most, compared with your team-mates and the whole league.
- Where it happens: where on the pitch you carry the ball, take your shots and create chances.
- Side-by-side comparisons with the players most like you, and a written summary built around your goal.

> *"I bought reports for three of my players last year and used them in their contract negotiations. Having clear, independent evidence of how each player performs helped me get them better contracts."*
>
> **Andrew Mashiter** · Football agent

$500

Built by our analysts, around your goal

theshortlistr.com/for-ncaa-players

Scan to find out more

A report supports your case. It can't guarantee an offer, a scholarship or a contract.

INSIDE A PLAYER SHOWCASE REPORT

18-page report

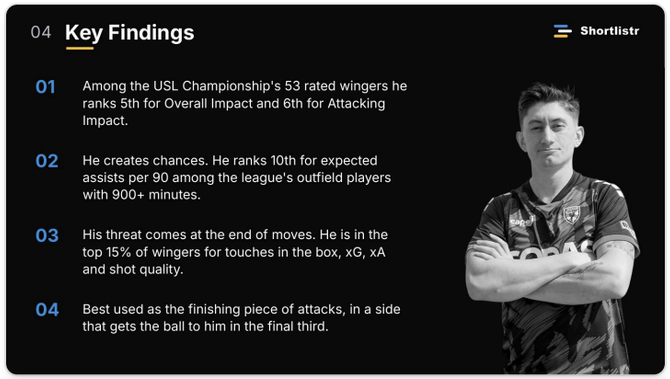

- Written key findings from our analysts

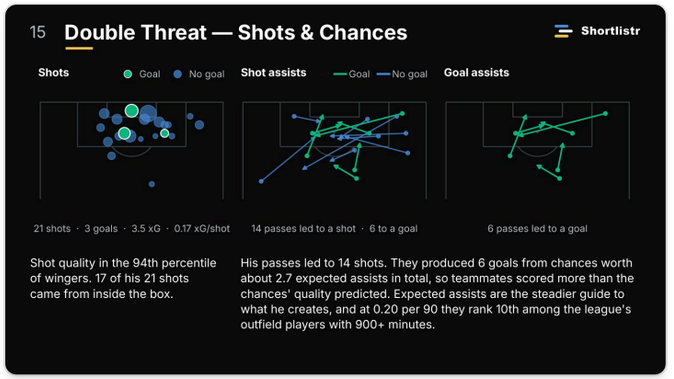

- Every shot and chance mapped

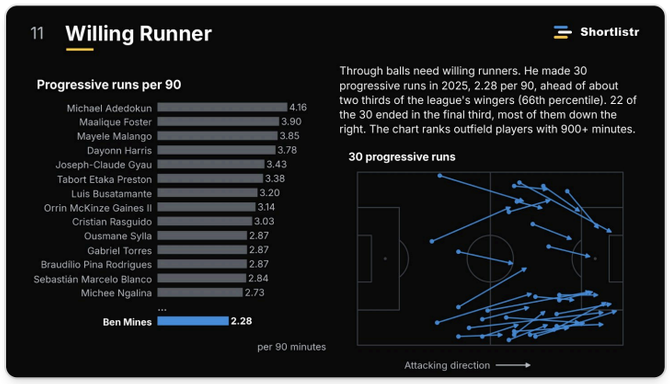

- Where you carry the ball forward



- Where you rank in your position across the league



- Goals and chances created, against your team-mates

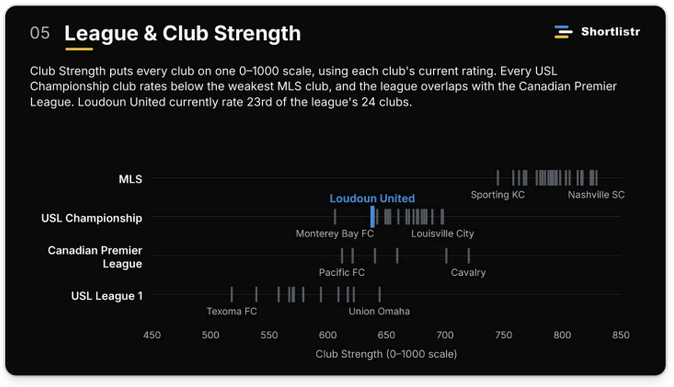

- Your club and league, ranked against others